



The Signet 2537 Flowmeter is the next generation in fluid measurement technology from the inventor of the original paddlewheel flowmeter. This sensor is an improvement on what's already an industry standard. It has the added functionality of various output options including flow switch, multi-functional pulse, digital (S³L) or 4 to 20 mA. Additionally, it offers low flow, low power and high resolution and can be configured on-site directly through the built-in user interface.

Installation is simple because the Signet 2537 utilizes the same fittings as the popular Signet 515 and 2536 Paddlewheel Sensors and fits into pipe sizes ranging from DN15 to DN200 (½ to 8 inches). Available in Polypropylene and PVDF, it is ideal for a variety of applications including chemical processing, water and wastewater monitoring and scrubber control.

Features

- Digital (S³L) or 4 to 20 mA outputs or (Multi-function)
- Allows for up to six sensors to Signet 8900 Controller
- Low flow capabilities down to 0.1 m/s (0.3 ft/s)
- Polypropylene or PVDF sensor bodies
- Polypropylene or PVDF retaining nuts
- Installs into pipe sizes DN15 to DN200 (½ to 8 in.)
- Test certificate included for -X0, -X1
- Low power and high resolution



Applications

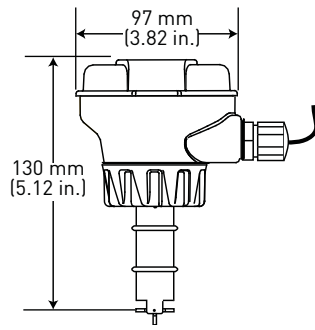
- Process Flow Monitoring
- Pump Protection
- Pure Water Production
- Filtration Systems
- Chemical Production
- Reverse Osmosis
- Demineralization/Regeneration
- Fume Scrubbers
- Cooling Towers
- Proportional Metering Pump

Specifications

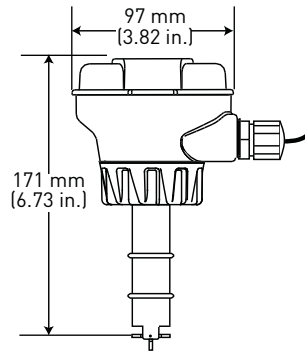
General			
Operating Range	0.1 m/s to 6 m/s	0.3 ft/s to 20 ft/s	
Pipe Size Range	DN15 to DN200	½ to 8 in.	
Linearity	±1% of max. range @ 25 °C (77 °F)		
Repeatability	±0.5% of max. range @ 25 °C (77 °F)		
System Response	100 ms update rate nominal		
Wetted Materials			
Sensor Body	Glass-filled PP (black) or PVDF (natural)		
O-rings	FPM (std) optional EPR (EPDM) or FFKM		
Rotor Pin	Titanium, Hastelloy-C or PVDF; optional Ceramic, Tantalum or Stainless Steel		
Rotor	Black PVDF or Natural PVDF; optional ETFE, with or w/o carbon fiber reinforced PTFE sleeve for rotor pin		
Electrical			
Multi	With Dry-Contact Relay	24 VDC nominal, ±10%, regulated, 30 mA max current	
	With Solid-State Relay	6 V to 24 VDC, ±10%, regulated, 30 mA max current	
	Digital (S ³ L)	5.0 VDC min to 6.5 VDC max., 30 mA max current (1.5 mA nominal)	
	4 to 20 mA	400 mV max ripple voltage, 30 mA max current	
	Maximum Pulse Rate	300 Hz	
	Maximum Pulse Width	50 ms	
	Minimum Pulse Rate	0.5 Hz	
	Compatible with PLC, PC or similar equipment		
Compatible with customer supplied metering pump			
Digital (S ³ L) Version	5 VDC nominal, regulated, 3 mA max current		
Type	Serial ASCII, TTL level 9600 bps		
Max. Cable Length	Refer to Signet 8900 wiring specifications.		
Compatible with Model Signet 8900 controller			
4 to 20 mA Version	12 to 32 VDC nominal, ±10%, regulated, 21 mA max current		
	Loop Accuracy	±32 µA @ 25 °C @ 24 VDC)	
	Loop Resolution	5 µA	
	Temp. Drift	±1µA per °C max.	
	Power Supply Rejection	±1µA per V	
	Max. Cable	305 m	1000 ft
	Maximum Loop Resistance	600 Ω @ 24 VDC	1 KΩ @ 32 VDC
	Load Impedance	375 Ω	
Reverse Polarity and Short Circuit Protected	Up to 40 V, 1 hour		
Over-voltage Protection	> 40 VDC over 1 hour		
Relay Specifications			
	Mechanical SPDT	5 A @ 30 VDC, 5 A @ 250 VAC	
	Solid-State Relay	100 mA @ 40 VDC, 70 mA @ 33 VAC	
	Relay Modes	Low, High	
	Time Delay	0.0 to 6400.0 seconds	
	Hysteresis	Adjustable for exiting alarm condition	
Max. Temperature/Pressure Rating			
Storage Temperature	-10 °C to 75 °C	14 °F to 167 °F	
Operating Temperature	0 °C to 65 °C	32 °F to 149 °F	
Relative Humidity	0 to 90%, non-condensing		
Flow Sensor/ Retaining Nut	PP	12.5 bar @ 20 °C	181 psi @ 68 °F
		1.7 bar @ 85 °C	25 psi @ 185 °F
	PVDF	14 bar @ 20 °C	203 psi @ 68 °F
		1.7 bar @ 85 °C	25 psi @ 185 °F
Operating Temperature			
	PP	-18 °C to 85 °C	0 °F to 185 °F
	PVDF	-18 °C to 85 °C	0 °F to 185 °F
Environmental			
Enclosure	NEMA 4X/IP65		
Shipping Weight			
	0.640 kg	1.41 lb	
Standards and Approvals			
CE, FCC, UL			
RoHS compliant, China RoHS			
Manufactured under ISO 9001 for Quality and ISO 14001 for Environmental Management and OHSAS 18001 for Occupational Health and Safety.			

Dimensions

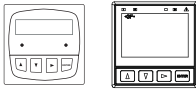

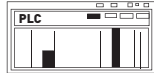
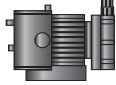

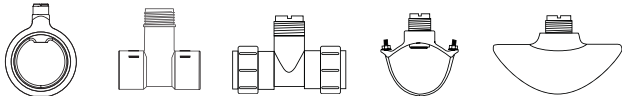
1/2 in. to 4 in. pipe



5 to 8 in. pipe



In-Line Installation

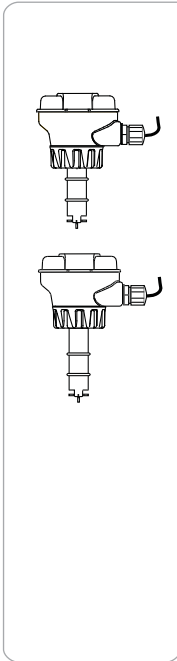
System Overview	Panel Mount	4 to 20 mA Input	4 to 20 mA Dry Contact, Solid State
	Signet Instruments 8900 9900	Customer Supplied Chart Recorder or Programmable Logic Controller	Customer supplied Metering Pump
		 OR 	
	Signet 2537 Paddlewheel Flowmeter		
Signet Fittings			All sold separately

Application Tips

- Select PVDF Rotor Pin for use in Deionized Water.
- Use a sleeved rotor in abrasive liquids to reduce wear.
- Sensor plug is used to plug installation fitting after extraction of sensor from pipe.
- For liquids containing ferrous particles, use Signet Magmeters.
- For systems with components of more than one material, the maximum temperature/pressure specification must always be referenced to the component with the lowest rating.

Please refer to Wiring, Installation, and Accessories sections for more information.

Ordering Information



Mfr. Part No.	Code	Output
Paddlewheel Flowmeter - Integral Mount (8512 sensors)		
DN15 to DN100 - ½ to 4 in.		
Polypropylene body, black Polypropylene retaining nut, black PVDF rotor, Titanium pin, FPM O-rings		
3-2537-1C-P0	159 001 291	Pulse/Flow Switch DCR
3-2537-2C-P0	159 001 292	Pulse/Flow Switch SSR
3-2537-5C-P0	159 001 295	Digital (S ³ L)
3-2537-6C-P0	159 001 296	4 to 20 mA
Natural PVDF body, Natural PVDF retaining nut, rotor and pin, FPM O-rings		
3-2537-1C-T0	159 001 315	Pulse/Flow Switch DCR
3-2537-2C-T0	159 001 316	Pulse/Flow Switch SSR
3-2537-5C-T0	159 001 319	Digital (S ³ L)
3-2537-6C-T0	159 001 320	4 to 20 mA
DN125 to DN200 - 5 to 8 in.*		
Polypropylene body, black Polypropylene retaining nut, black PVDF rotor, Titanium pin, FPM O-rings		
3-2537-1C-P1	159 001 303	Pulse/Flow Switch DCR
3-2537-2C-P1	159 001 304	Pulse/Flow Switch SSR
3-2537-5C-P1	159 001 307	Digital (S ³ L)
3-2537-6C-P1	159 001 308	4 to 20 mA

*PVDF available ½ in. to 4 in. only

Accessories and Replacement Parts

Mfr. Part No.	Code	Description
Rotors		
3-2536.320-1	198 820 052	Rotor, PVDF Black
3-2536.320-2	159 000 272	Rotor, PVDF Natural
3-2536.320-3	159 000 273	Rotor, ETFE
3-2536.322-1	198 820 056	Sleeved rotor, PVDF Black
3-2536.322-2	198 820 057	Sleeved rotor, PVDF Natural
3-2536.322-3	198 820 058	Sleeved rotor, ETFE
Rotor Pins		
M1546-1	198 801 182	Pin, Titanium
M1546-2	198 801 183	Pin, Hastelloy-C
M1546-3	198 820 014	Pin, Tantalum
M1546-4	198 820 015	Pin, Stainless Steel
P51545	198 820 016	Pin, Ceramic
O-Rings		
1220-0021	198 801 186	O-ring, FPM (2 required per sensor)
1224-0021	198 820 006	O-ring, EPR (EPDM) (2 required per sensor)
1228-0021	198 820 007	O-ring, FFPM (2 required per sensor)
Miscellaneous		
P31536	198 840 201	Sensor plug, Polypropylene
3-2536.321	198 820 054	PVDF Natural, Rotor kit
3-8050.391	159 001 703	Retaining Nut Replacement Kit, NPT, Stainless Steel
3-8050.390-1	159 001 702	Retaining Nut Replacement Kit, NPT, Valox
3-8050.390-3	159 310 116	Retaining Nut Replacement Kit, NPT, PP
3-8050.390-4	159 310 117	Retaining Nut Replacement Kit, NPT, PVDF
3-8050.396	159 000 617	RC Filter kit (for relay use)
3-9000.392-1	159 000 839	Liquid tight connector kit, NPT (1 piece)
3-9000.392-2	159 000 841	Liquid tight connector kit, PG13.5 (1 piece)
7310-1024	159 873 004	24 VDC Power Supply, 10W, 0.42 A
7310-2024	159 873 005	24 VDC Power Supply, 24W, 1.0 A
7310-4024	159 873 006	24 VDC Power Supply, 40W, 1.7 A
7310-6024	159 873 007	24 VDC Power Supply, 60W, 2.5 A
7310-7024	159 873 008	24 VDC Power Supply, 96W, 4.0 A

3-2537.099 Rev G (4/13)

© Georg Fischer Signet LLC

3401 Aero Jet Avenue, El Monte, CA 91731-2882 U.S.A. • Tel. (626) 571-2770 • Fax (626) 573-2057 • www.gfsignet.com • e-mail: signet.ps@georgfischer.com
Specifications subject to change without notice. All rights reserved. All corporate names and trademarks stated herein are the property of their respective companies.