

Walchem's WebMaster® Industrial (WIND) Controller sets a new standard for Industrial Water Treatment Controllers. The WebMaster® WIND has a flexible multi-input/output platform, a wide range of analytical sensor measurement capabilities, and an extensive assortment of integrated communications and data handling features.

Beyond the extensive list of capabilities, WebMaster® WIND has set an industry-wide ease-of-use benchmark. All together, WebMaster® WIND represents the perfect balance between Innovation, Flexibility, and Simplicity.



WebMaster® WIND

INDUSTRIAL WATER CONTROLLER

Key benefits:

- Fully integrates functions of a transmitter, PLC, datalogger and auto-dialer into a rugged, industrial, NEMA 4X package
- No proprietary software required to view live data – just a web browser
- No expensive PLC programming and re-programming – all changes made intuitively using a standard web browser
- Extensive built-in Plug-n-Play communications options
 - Ethernet
 - USB (Laptop and FlashDisk support)
 - Landline modem
 - Cell modem
- A wide range of direct sensor measurements

• pH	• ORP
• Conductivity	• Free Chlorine
• Chlorine Dioxide	• Ozone
• Peracetic Acid	• Electrodeless Conductivity
- Access live or stored data remotely within the facility (LAN connection) or from anywhere in the world (cell or landline modem)
- Instant alarm notification via cell phone text message, email, or local alarm relay
- System status reports and datalog files can be emailed automatically



Configuration

Innovation

WebMaster® WIND has been designed with convenience and ease-of-use in mind. It has extensive built-in datalogging capability so there's no need for a separate datalogging device. The data can be retrieved automatically (email Excel file attachment) or manually, through the convenience of a standard USB flash disk.



Simplicity & Flexibility

Unlike PLC's or similar devices, WebMaster® WIND does not require a software programmer for customization to your application. This reduces upfront costs and eliminates recurring expenses for software maintenance. Commissioning is as simple as connecting with a laptop and following the intuitive menus to configure the WebMaster® WIND to meet your needs.

SCR Mapping

WebMaster® WIND provides the flexibility of SCR mapping (Sensor – Control – Relay) to allow you to select any Sensor input (direct analytical, 4–20mA, flowmeter or discrete) and the Control method (from a wide range of choices) and assign them to a Relay. With up to 21 user-defined inputs, the WebMaster® WIND has the flexibility to be programmed for virtually any water treatment application.

Each sensor input can be assigned to a relay for control. In addition to the 4 direct analytical sensor inputs, WebMaster® WIND has the ability to bring in 8 analog inputs and 9 digital inputs, and is equipped with 8 relay outputs. Sensor inputs can be assigned to any one of up to four 4-20mA outputs.

Report Options

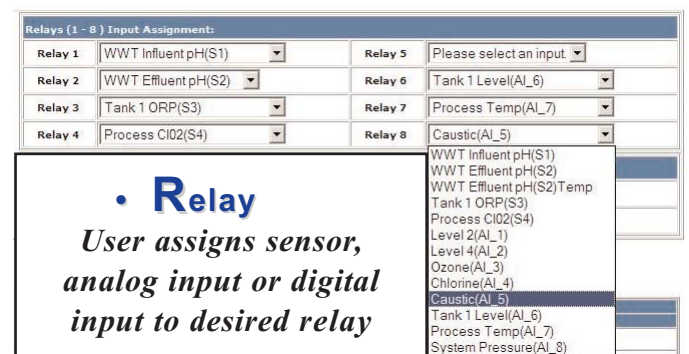
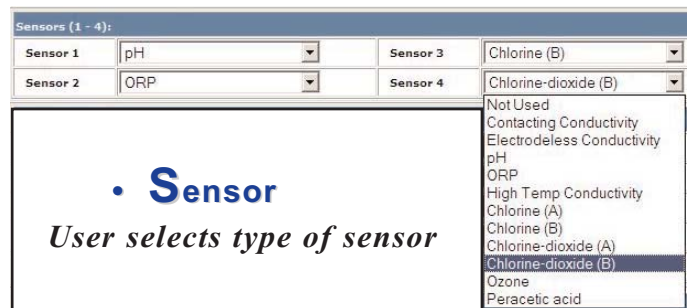
A variety of reporting options can be utilized to meet your needs. A system summary report provides a snapshot of current conditions and alarms. A datalog report can be sent on a regular basis for historical trending. In addition, email and cell phone text alarm messages can be sent.



Receive alarms via cell phone text messaging.



Receive spreadsheet datalogs as an attachment to an email at user defined time periods.

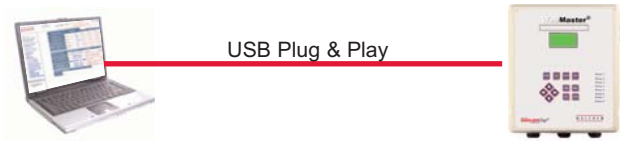


Communications Overview

With an embedded web server, WebMaster® utilizes standard TCP/IP Internet communications. Remote communications can be established with WebMaster® via the Internet or on a direct line with modem-to-modem capability. USB Plug and Play and Ethernet are included to allow easy on-site access for plant personnel and system operators. Multiple users can access the controller simultaneously. A graduated password protection system allows users varied degrees of access from view only to full system configuration. In addition, WebMaster® delivers a range of user-friendly information reporting tools including email notifications for datalogs, alarms and system summaries.

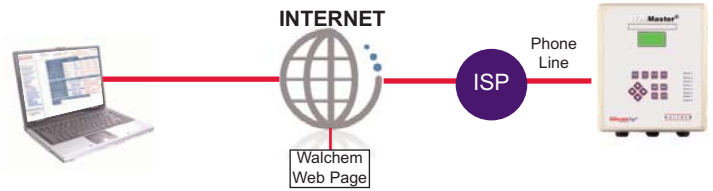
USB Plug and Play

For local monitoring and reconfiguration of your **WebMaster®** via LapTop or dedicated on-site PC.



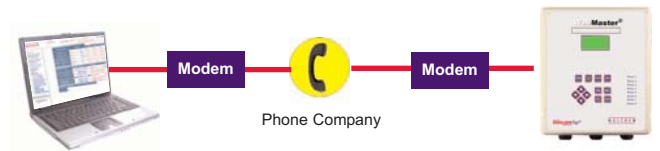
ShoulderTap® Internet Communications

For monitoring and reconfiguration of your **WebMaster®** remotely via the Internet (requires landline or cellular modem card option).



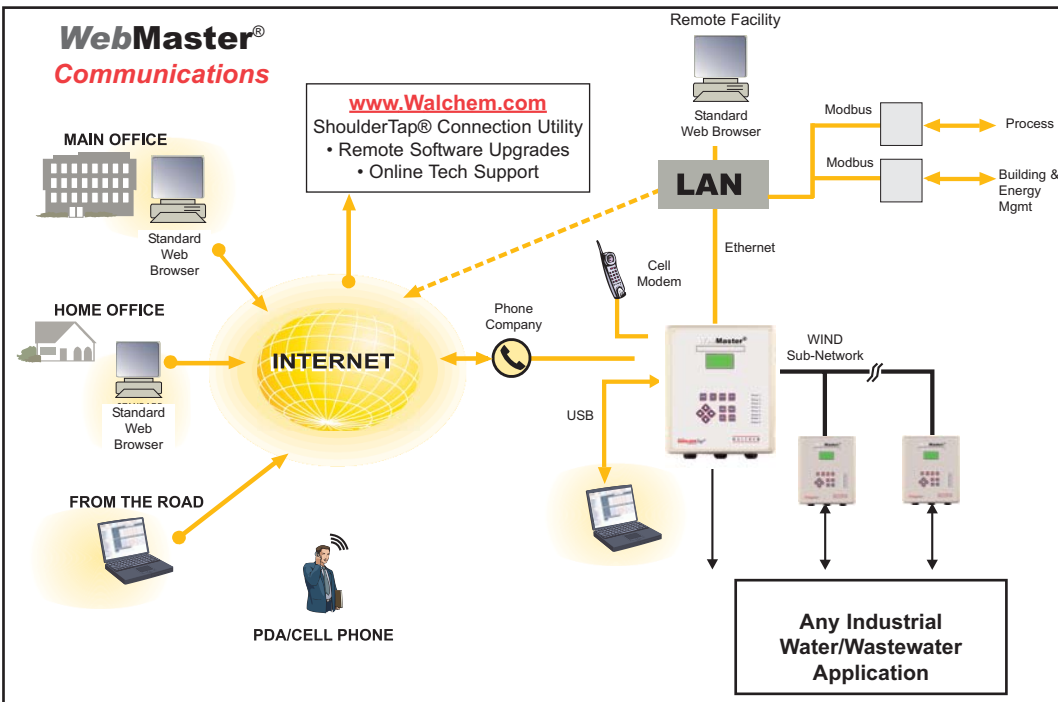
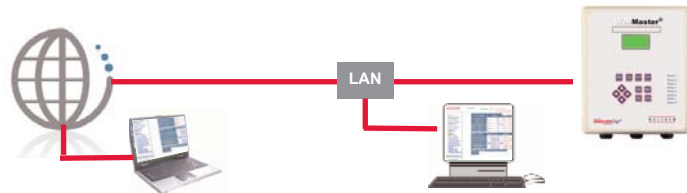
DirectTap Modem-to-Modem

For remote monitoring and reconfiguration of your **WebMaster®** using traditional modem-to-modem communications (requires landline modem card option).



Ethernet

For monitoring and reconfiguration of your **WebMaster®** via Local Area Network or remotely via the Internet.



Ethernet Networking

By using the on-site Local Area Network (LAN) or by connecting the WebMasters® together via Ethernet, you can access all of the WebMasters® on a network from a single phone line or IP address. The “Master” WebMaster® automatically detects the other WebMaster® and serves as a window to the “slaves” on the network, greatly reducing the cost and time associated with device configuration and running phone lines to each device. DHCP is supported to enable WebMaster® to automatically obtain an IP address from the LAN.

Modbus TCP/IP (Ethernet) is available to seamlessly connect to building energy management, distributed control, process management and SCADA systems.

Specifications

Mechanical (Enclosure)

Material:	Polycarbonate
NEMA Rating:	NEMA 4X (IP65)
Operating Ambient Temp:	0 to 49°C (32 to 120°F)
Weight:	5.4 kg (12 lbs)

Electrical

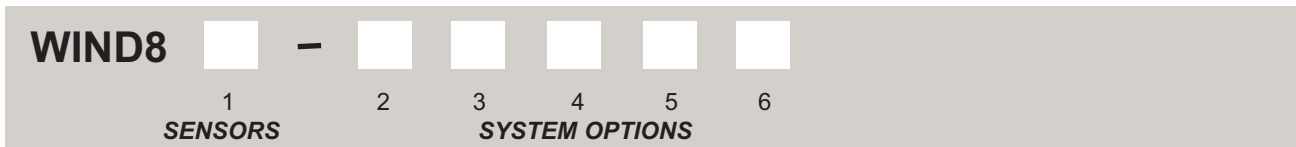
Input Power:	100-240VAC ±10% 12A, 50/60Hz
Analog Input Signals (8):	4-20 mA, 2 or 3-wire Internally powered by 24VDC 25 ohm input resistance 1000 ohm maximum load
Digital Input Signals (3 standard, 6 optional):	Isolated dry contact 0-300 Hz, 1.5 msec minimum width
Outputs:	
Mechanical relays (8 standard):	115VAC, 10 Amp resistive, 1/8hp 230VAC, 6 Amp resistive, 1/8hp May be dry contact or powered by line voltage R1-R4 fused together, R5-R8 fused together, current not to exceed 5.5 Amp Only powered relays are fused
Analog (4-20mA) Outputs up to 4 optional:	Isolated, 500 ohm maximum load

Agency Certifications

UL	ANSI/UL 61010-1:2004, 2nd Edition*
CAN/CSA	C22,2 No.61010-1:2004 2nd Edition*
CE Safety	EN 61010-1 2nd Edition(2001)*
CE EMC	EN 61326 :1998 Annex A*

Note: For EN61000-4-6,3 the WebAlert® met performance criteria B.

*Class A equipment: Equipment suitable for use in establishments other than domestic, and those directly connected to a low voltage (100-240 VAC) power supply network which supplies buildings used for domestic purposes.



1

SENSOR INPUTS REQUIRED

- 1 = One sensor input
- 2 = Two sensor inputs
- 3 = Three sensor inputs
- 4 = Four sensor inputs

2

VOLTAGE CODE

- 0 = Prewired w/ USA power cord, 0 powered relays, 8 dry contact relays
- 1 = Prewired w/ USA cords, 7 powered relays, 1 dry contact relay
- 2 = Prewired w/ USA cords, 8 powered relays
- 3 = Prewired w/ USA cords, 4 powered relays, 4 dry contact relays
- 4 = Hardwired, 0 powered relays, 8 dry contact relays
- 5 = Hardwired, 8 powered relays
- 6 = Hardwired, 7 powered relays, 1 dry contact relay
- 7 = Hardwired, 4 powered relays, 4 dry contact relays

3

ANALOG OUTPUTS

- N = None
- 1 = One 4-20 mA output board
- 2 = Two 4-20 mA output boards
- 3 = Three 4-20 mA output boards
- 4 = Four 4-20 mA output boards

4

INPUT OPTIONS

- N = None
- A = Analog Input board (8 Inputs)
- D = Digital Input board (6 Inputs)
- B = Both Analog and Digital Input boards

5

DIGITAL COMMS HARDWARE (USB AND ETHERNET ARE STANDARD)

- N = No additional communications
- M = Modem card
- G = Cellular Modem card (GPRS, North America)
- F = Cellular Modem card (GPRS, rest of world)

6

DIGITAL COMMS SOFTWARE

- N = No additional communications
- 1 = Ethernet networking (Master capability)
- 2 = Modbus TCP/IP (Server mode only)
- 3 = Ethernet networking (Master capability) + Modbus TCP/IP (Server mode only)

P/N 180321.A Oct 2007